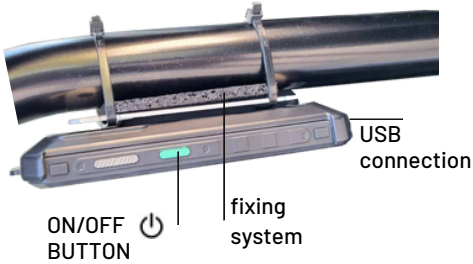




1 CONNECTION / TURN ON / OFF



✓ 1/ PLUG the USB cable into the USB port of your car and the USB-C part into the tracker.

✓ 2/ INSTALL the tracker
 >> RECCE : install the tracker inside the car

>> RALLY : Fix the tracker on the rollbar with clamps tightening (according to the installation instructions)

✓ 3/ STARTING the tracker

Keep the On/Off button pressed for more than 2 seconds. The screen turns on the home screen.

>> Recce: launch Recon Mode
 >> Rally : launch Izi Race FFSA

✓ 4/ STOP the tracker (only concerns Recce)

sessions: keep the button pressed for more than 2 seconds

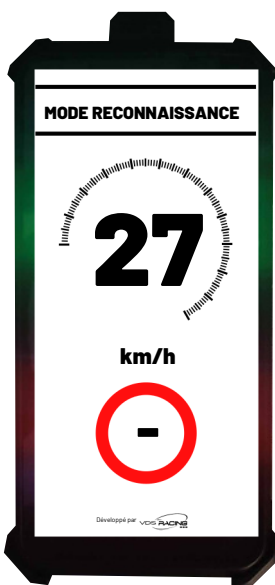
On/Off. A stop confirmation is requested on the screen, click and confirm.



IMPORTANT: The On/Off button is the one located on the right side in the center of the tracker.

NOTE : Pressing the green button (on/off) twice consecutively restarts the display.

2 RECCE USE



Zone without speed limit declared by the organizer. In this case, respect the traffic rules.



Zone with speed limit declared by the organizer.


In this mode, no interaction is possible.

Instantaneous speed display

When you exceed the speed limit in a sensitive zone declared by the organizer, an audible signal and a specific display will appear.

3

RALLY USE

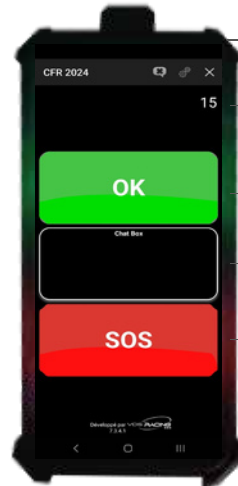


2026



After initiating its startup process, the interactive tracker will automatically arrive on the home screen.

Launch iZi Race if it's not already on this display



White light

Race number

Button reporting Messages of the HQ

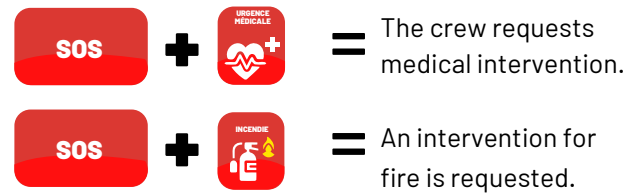
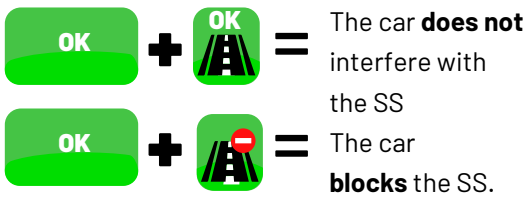
SOS button Emergency



In the event of a stop in SS, crew ok



In the event of a stop in SS, with emergency



Triggering the SOS Medical and Fire buttons automatically results in a call from the tracker to the Head Quarter.



Message sent

IMPORTANT: If "Message Sent" does not appear after triggering an OK or SOS alert, the message will not be received by the Head Quarter. If the message does not appear, retrigger the alert.



HQ MESSAGES




You can receive text messages from the HQ at any time.



You must confirm receipt of the message by pressing "CONFIRM"



HQ CALL



HQ can call you if they have not heard from you while you are stopped in an SS.



In exceptional cases and under authorization (tel. 07 68 88 27 57 - 06 95 64 61 76) the Interactive Tracker must be returned the day after the rally. By registered parcel to the return address communicated by the team on site during the rally.